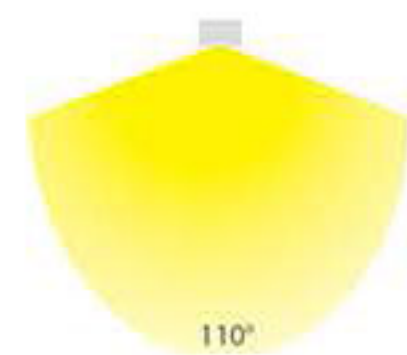


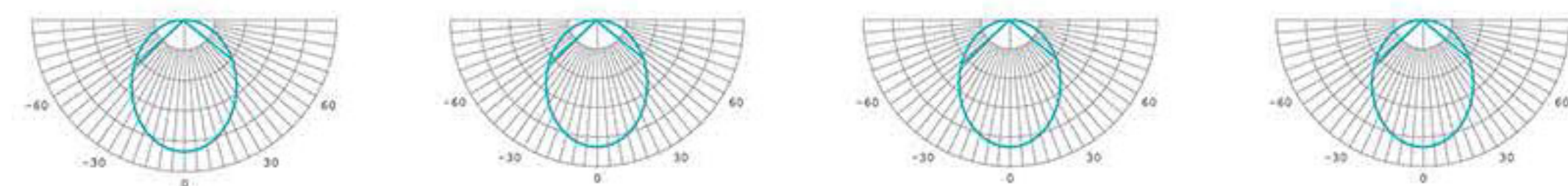
TECHNICAL SPECIFICATIONS

Model	FT 6w LED SMART Slim Down Lights	FT 9w LED SMART Slim Down Lights	FT 15w LED SMART Slim Down Lights	FT 18w LED SMART Slim Down Lights
Input Volts	AC 220 ~ 240V, 50/60 Hz			
Installation	Recessed			
Fixture Type	Non Adjustable			
Beam Angle	110°			
Colour Temperature	<div><div></div> 3000K <div></div> 4000K</div>			
Rated Output	450 Lumens	600 Lumens	1125 Lumens	1350 Lumens
Light Efficacy	75 lm/w	67 lm/w	75 lm/w	75 lm/w
Power Factor	0.9			
IP	20			
CRI	80			
LED Chip	Citizen			
Rated Life	25,000 hrs			
Certification	CE / RoHS			

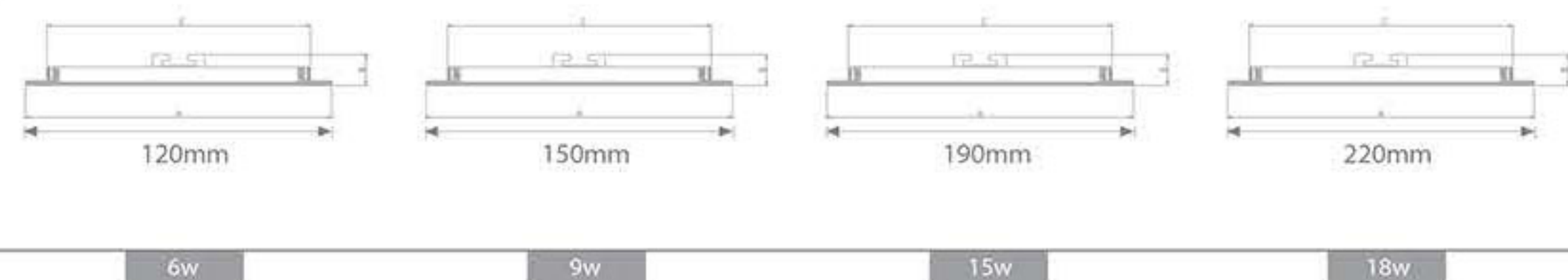
Beam Angle Diagram



Photometric Diagram



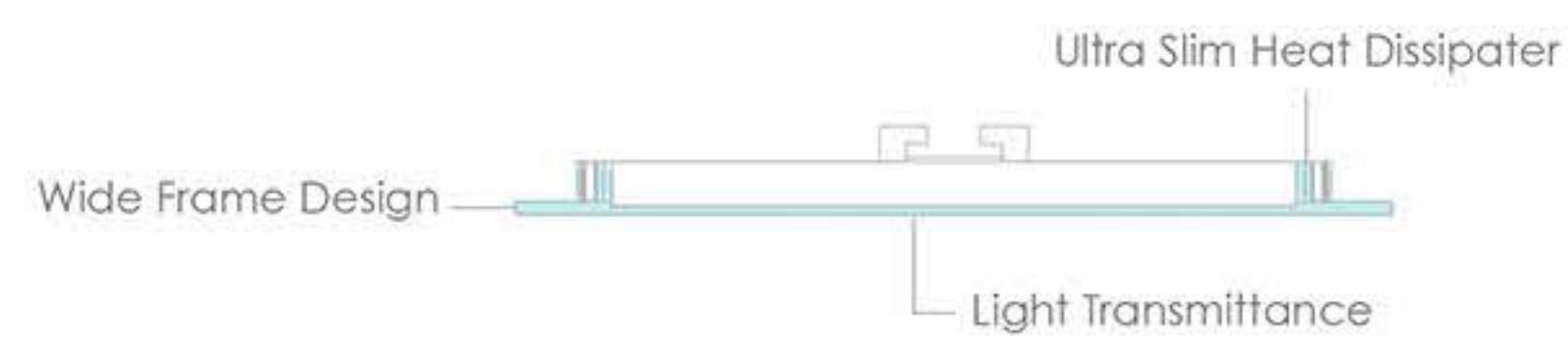
Structural Diagram



Material Specifications:  
Die-Cast Aluminium  
Housing Colour:



White



# LED SLIM DOWNLIGHT

6W - 9W - 12W - 18W



- Coarts LED Slim Downlight transforms ambient lighting into an exquisite balance of refined appearance and superior efficiency.
- Ultra slim edge-light, Die-casting Aluminum housing for heat dissipation.
  - Higher power in limited size. High transparency diffuser with higher lumen & better lighting effect.
  - Built-in Aluminium profile for good heat dissipation.
  - Thermal conductive plastic housing ensures safety.
  - Elegant Design, Easy to Fix.
  - V-0 flame rating.
  - Dimmable version available as an option.
  - Working temperature: -20°C ~ 40°C

